



Gourmet 1021 Vision

Electrical Supply

CODE: 925913630

Technical features

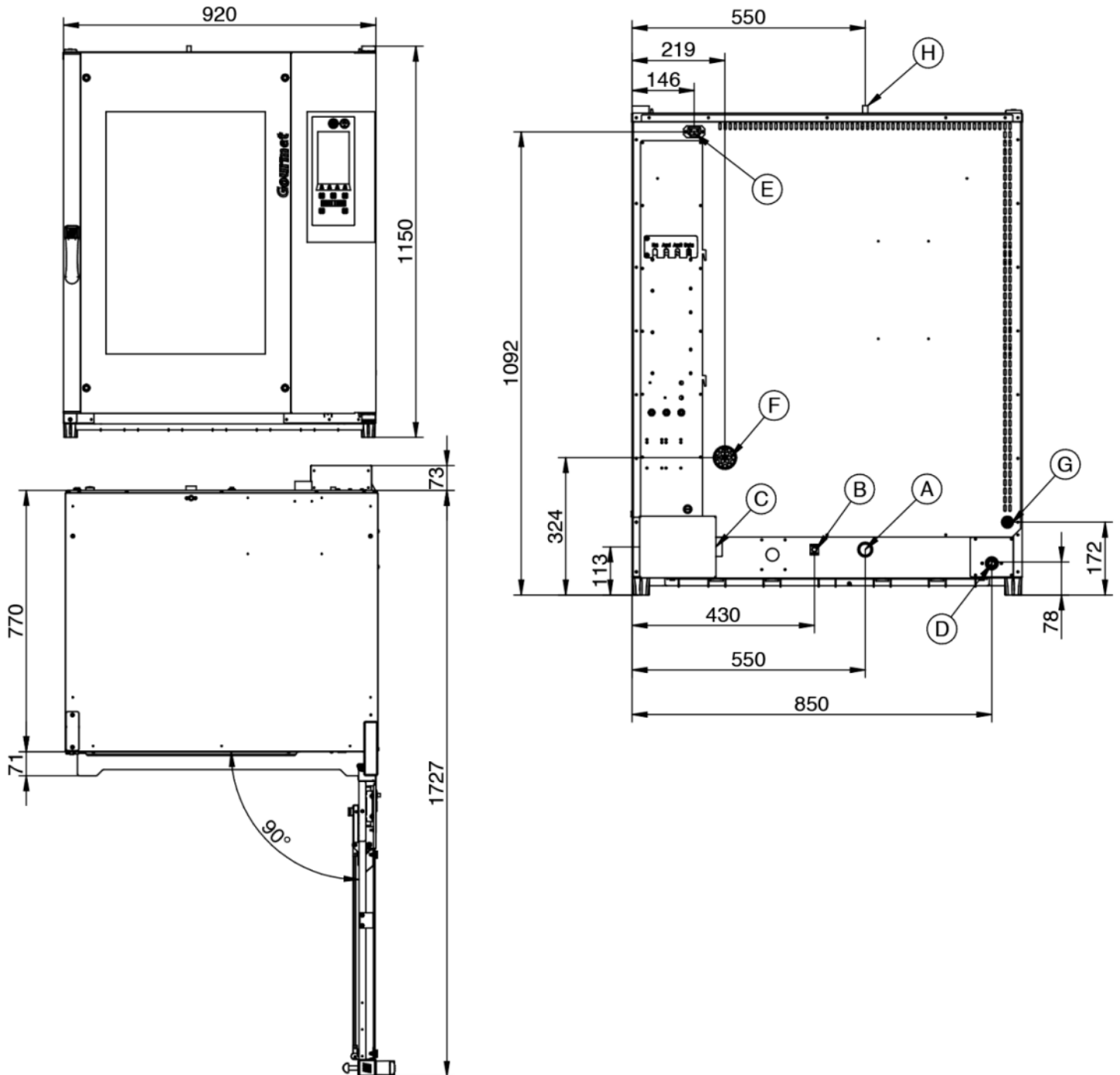
Seats:	160/240
Outside dimension:	920 L x 1010 P x 1150 H mm
Space between trays:	80 mm
Trays:	20T GN 1/1 - 10T GN 2/1
Power:	24 KW
Weight:	120 Kg
Max temperature:	270 ° C
Power supply:	400 V ~ 3PH + N + PE 400 V ~ 2PH + N + PE 230 V ~ 3PH + PE 230 V ~ 1PH + N + PE 50-60 Hz

Equipment

Capacitive Touch screen 7"	6 Cooking modes	5 Fan speeds
LED lighting	Core probe	HACCP register
Pre-heating option	Controlled steam injection (%)	Inner and online collection of recipes
Cooling system	Fan inversion system	Multi-timer tray cooking end
10 Phases for cooking	Glass opening for cleaning	Delayed cooking programming
Error reporting	USB port	??

Accessories

Cabinets, Exhaust & draining, Cleaning & purification, Control tools, Stands & supports, Trays

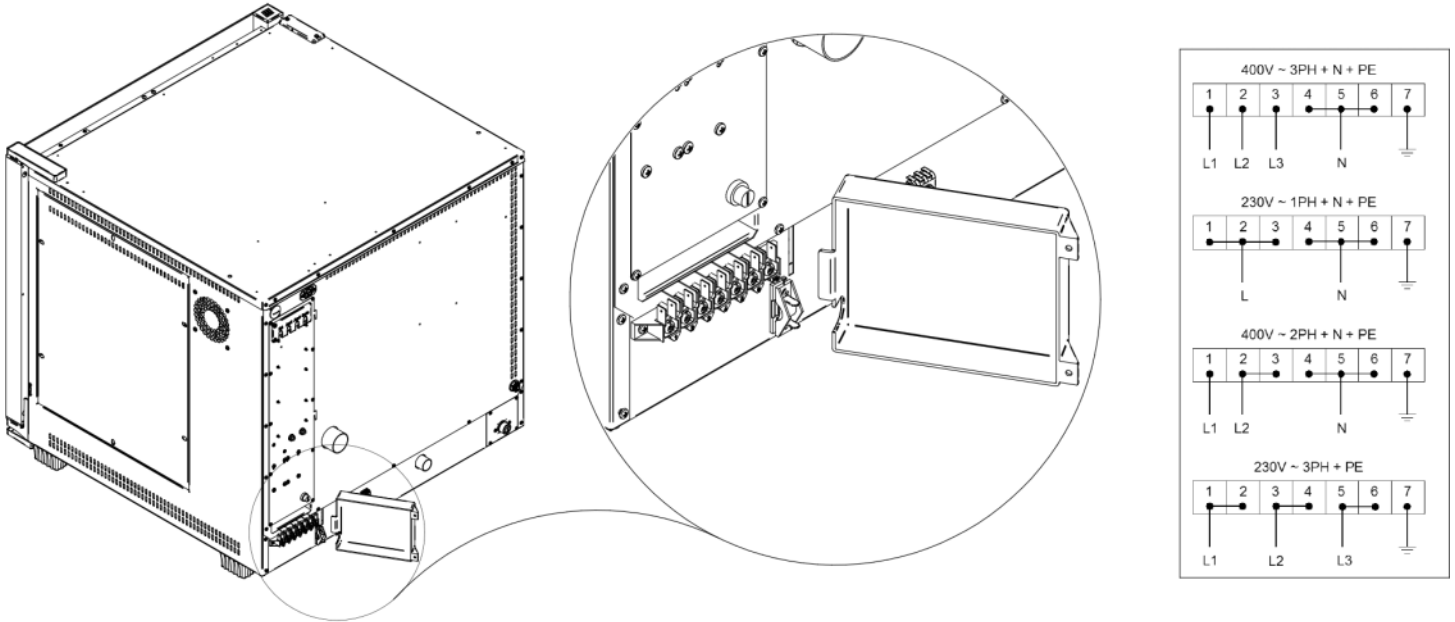
Gourmet 1021 Vision
Electrical Supply

Legend

- A - Drain liquid Ø 30mm
- B - Equipotential terminal comb
- C - Electric supply
- D - Water inlet 3/4"
- E - Extracting hood supply
- F - Steam exhaust Ø 50mm
- G - Inlet for washing kit Ø 8mm
- H - Depressurizer Ø 12mm

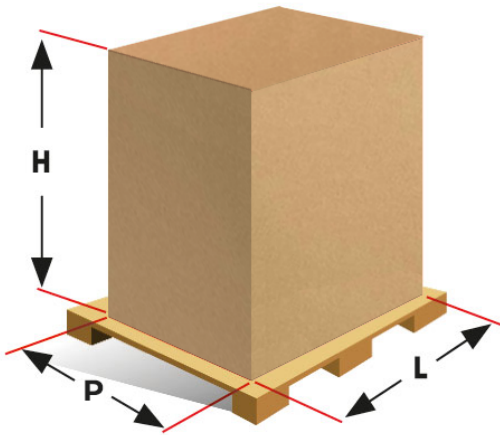
Gourmet 1021 Vision

Electrical Supply

Connections



Packaging



Packing size:	1000 L x 1000 P x 1300 H mm
Net weight:	131 Kg
Gross weight:	141 Kg