



## Bistrot 665 Classic

*Electrical Supply*

**CODE:** 925907120

### Technical features

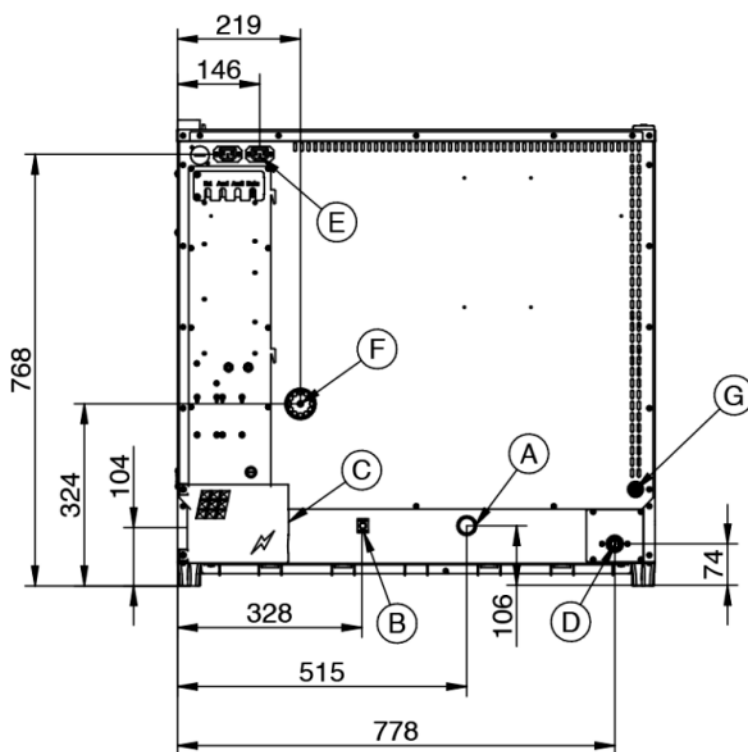
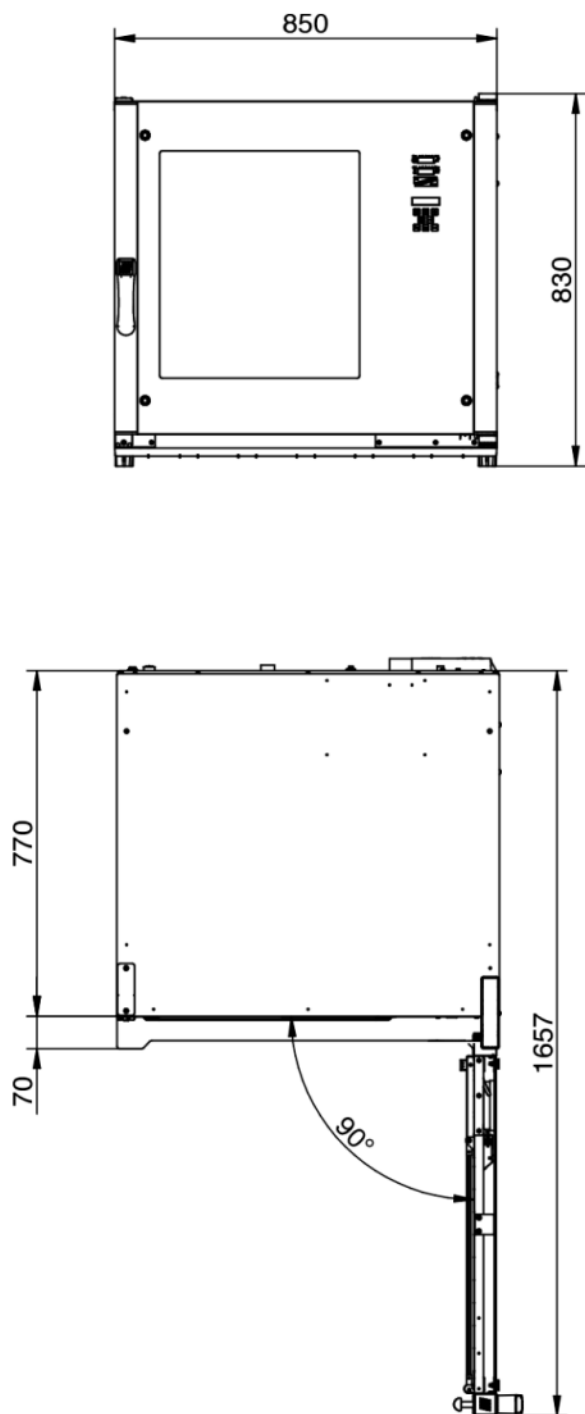
Outside dimension:	850 L x 930 P x 830 H mm
Space between trays:	81 mm
Trays:	6T 40X60
Power:	10 KW
Weight:	82 Kg
Max temperature:	270 ° C
Power supply:	400 V ~ 3PH + N + PE   400 V ~ 2PH + N + PE   230 V ~ 3PH + PE   230 V ~ 1PH + N + PE   50-60 Hz

### Equipment

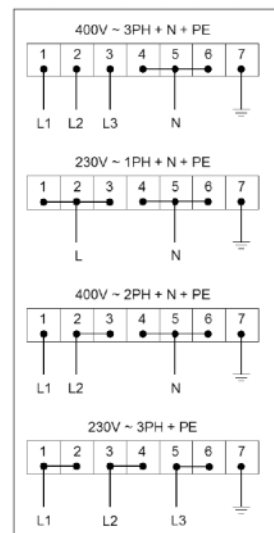
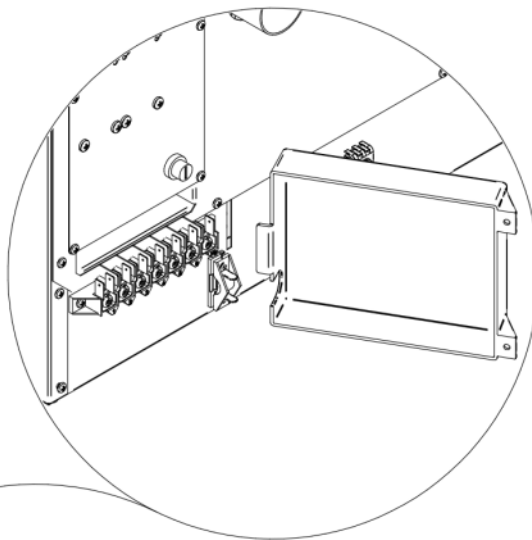
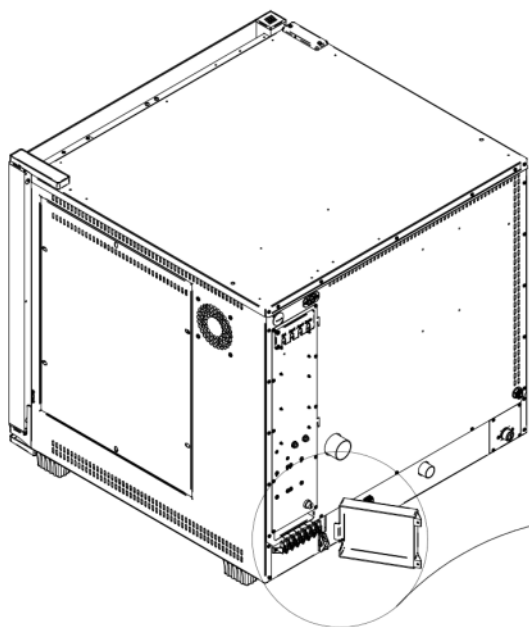
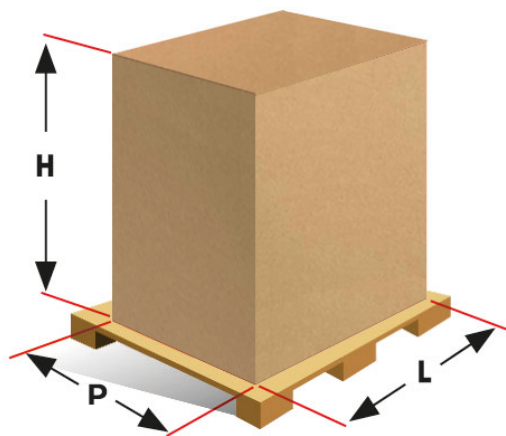
Touch screen	6 Cooking modes	5 Fan speeds
LED lighting	Core probe	HACCP register
Pre-heating option	Controlled steam injection (%)	Inner and online collection of recipes
Cooling system	Fan inversion system	Multi-timer tray cooking end
5 Phases for cooking	Glass opening for cleaning	Delayed cooking programming
Error reporting	??	

### Accessories

Exhaust & draining, Proofers, Cleaning & purification, Control tools, Stands & supports, Trays

**Bistrot 665 Classic**
**Electrical Supply**

**Legend**

- A - Drain liquid Ø 30mm
- B - Equipotential terminal comb
- C - Electric supply
- D - Water inlet 3/4"
- E - Extracting hood supply
- F - Steam exhaust Ø 50mm
- G - Inlet for washing kit Ø 8mm

**Bistrot 665 Classic**
**Electrical Supply**
**Connections**

**Packaging**


Packing size:	920 L x 1000 P x 980 H mm
Net weight:	84 Kg
Gross weight:	94 Kg