

Bistrot 465 Classic

Electrical Supply

CODE: 925904120

Technical features

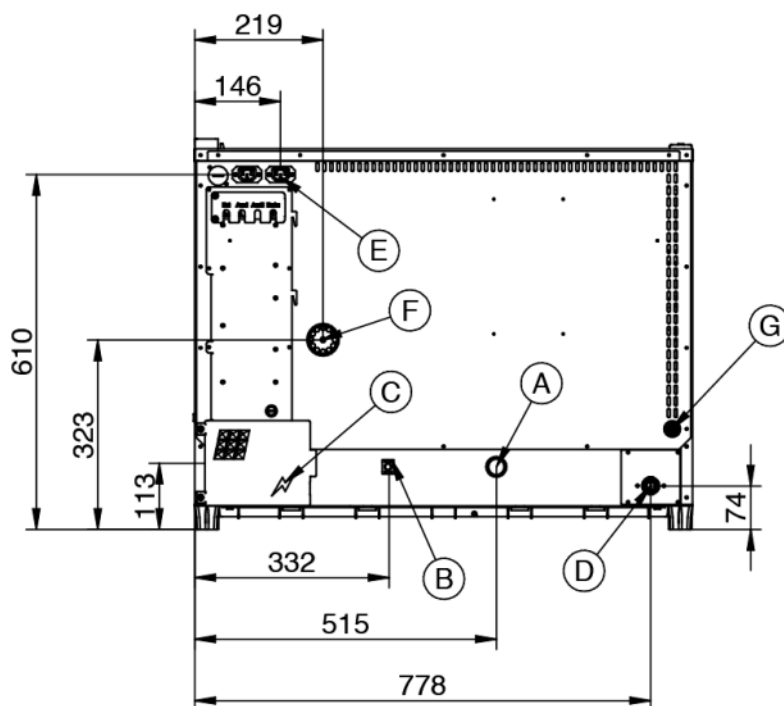
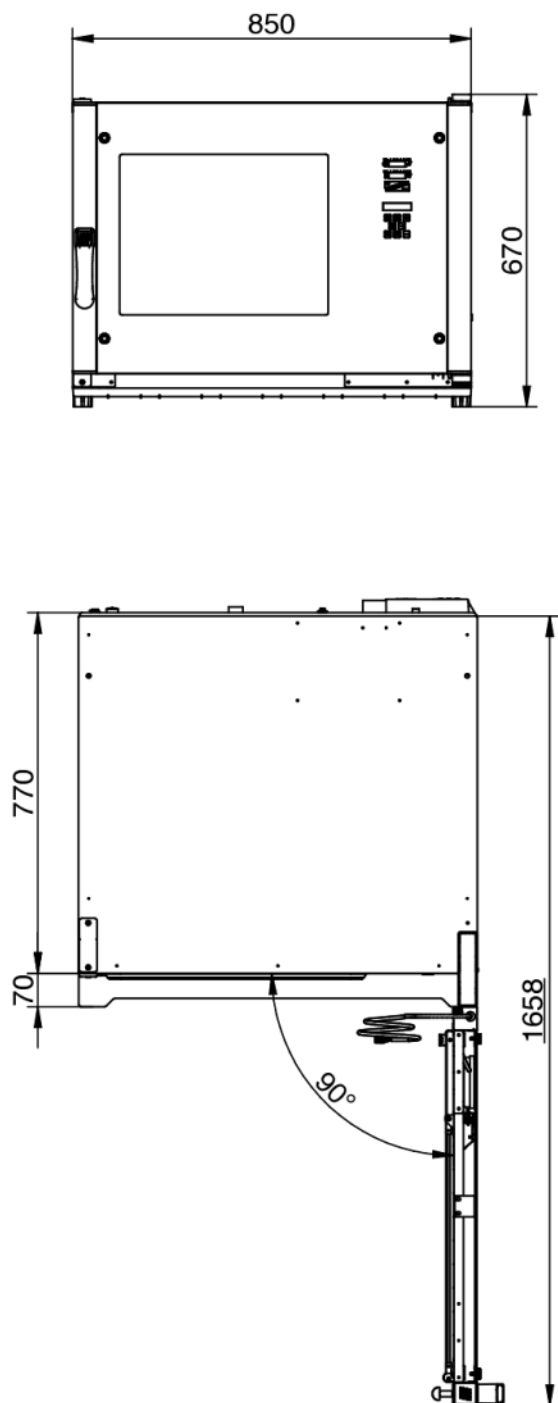
Outside dimension:	850 L x 930 P x 670 H mm
Space between trays:	81 mm
Trays:	4T 40X60
Power:	8 KW
Weight:	65 Kg
Max temperature:	270 ° C
Power supply:	400 V ~ 3PH + N + PE 400 V ~ 2PH + N + PE 230 V ~ 3PH + PE 230 V ~ 1PH + N + PE 50-60 Hz

Equipment

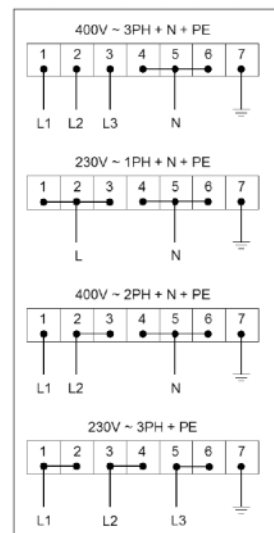
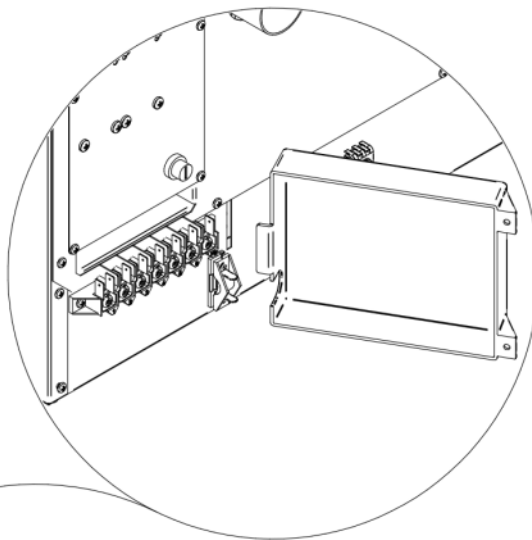
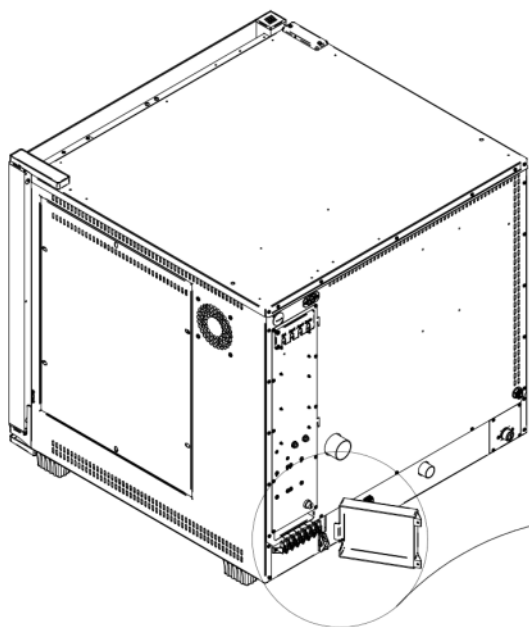
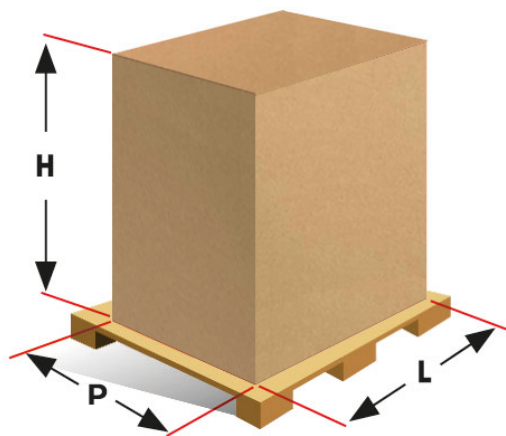
Touch screen	6 Cooking modes	5 Fan speeds
LED lighting	Core probe	HACCP register
Pre-heating option	Controlled steam injection (%)	Inner and online collection of recipes
Cooling system	Fan inversion system	Multi-timer tray cooking end
5 Phases for cooking	Glass opening for cleaning	Delayed cooking programming
Error reporting	??	

Accessories

Exhaust & draining, Proofers, Cleaning & purification, Control tools, Stands & supports, Trays

Bistrot 465 Classic
Electrical Supply

Legend

- A - Drain liquid Ø 30mm
- B - Equipotential terminal comb
- C - Electric supply
- D - Water inlet 3/4"
- E - Extracting hood supply
- F - Steam exhaust Ø 50mm
- G - Inlet for washing kit Ø 8mm

Bistrot 465 Classic
Electrical Supply
Connections

Packaging


Packing size:	920 L x 1000 P x 650 H mm
Net weight:	71 Kg
Gross weight:	81 Kg